

Municipal Property Tax Rates

| Area | Area Type | Year | Residential |
|--------------------------|----------------------|-----------|-------------|
| CAPE BRETON MUN-Suburban | Cape Breton Regional | 2009/2010 | 1.61 |
| CAPE BRETON MUN-Suburban | Cape Breton Regional | 2010/2011 | 1.61 |
| CAPE BRETON MUN-Suburban | Cape Breton Regional | 2011/2012 | 1.62 |
| CAPE BRETON MUN-Suburban | Cape Breton Regional | 2012/2013 | 1.64 |
| CAPE BRETON MUN-Suburban | Cape Breton Regional | 2013/2014 | 1.66 |
| CAPE BRETON MUN-Suburban | Cape Breton Regional | 2014/2015 | 1.92 |
| CAPE BRETON MUN-Suburban | Cape Breton Regional | 2015/2016 | 1.92 |
| CAPE BRETON MUN-Suburban | Cape Breton Regional | 2016/2017 | 1.67 |
| CAPE BRETON MUN-Suburban | Cape Breton Regional | 2017/2018 | 1.665 |
| CAPE BRETON MUN-Suburban | Cape Breton Regional | 2018/2019 | 1.665 |
| CAPE BRETON MUN-Suburban | Cape Breton Regional | 2019/2020 | 1.665 |
| CAPE BRETON MUN-Suburban | Cape Breton Regional | 2020/2021 | 1.665 |

Municipal Property Tax Rates

| Commercial |
|------------|
| 4.49 |
| 4.7 |
| 4.72 |
| 4.74 |
| 4.76 |
| 5.05 |
| 5.05 |
| 4.85 |
| 4.854 |
| 4.854 |
| 4.854 |
| 4.854 |

Municipal Property Tax Rates

| | | | |
|----------------|----------------------|-----------|-------|
| CITY OF SYDNEY | Cape Breton Regional | 2009/2010 | 2.19 |
| CITY OF SYDNEY | Cape Breton Regional | 2010/2011 | 2.19 |
| CITY OF SYDNEY | Cape Breton Regional | 2011/2012 | 2.22 |
| CITY OF SYDNEY | Cape Breton Regional | 2012/2013 | 2.25 |
| CITY OF SYDNEY | Cape Breton Regional | 2013/2014 | 2.28 |
| CITY OF SYDNEY | Cape Breton Regional | 2014/2015 | 2.26 |
| CITY OF SYDNEY | Cape Breton Regional | 2015/2016 | 2.26 |
| CITY OF SYDNEY | Cape Breton Regional | 2016/2017 | 2.256 |
| CITY OF SYDNEY | Cape Breton Regional | 2017/2018 | 2.266 |
| CITY OF SYDNEY | Cape Breton Regional | 2018/2019 | 2.266 |
| CITY OF SYDNEY | Cape Breton Regional | 2019/2020 | 2.266 |
| CITY OF SYDNEY | Cape Breton Regional | 2020/2021 | 2.266 |
| DOMINION | Cape Breton Regional | 2009/2010 | 1.99 |
| DOMINION | Cape Breton Regional | 2010/2011 | 1.99 |
| DOMINION | Cape Breton Regional | 2011/2012 | 2.02 |
| DOMINION | Cape Breton Regional | 2012/2013 | 2.05 |
| DOMINION | Cape Breton Regional | 2013/2014 | 2.08 |
| DOMINION | Cape Breton Regional | 2014/2015 | 2.06 |
| DOMINION | Cape Breton Regional | 2015/2016 | 2.06 |
| DOMINION | Cape Breton Regional | 2016/2017 | 2.07 |
| DOMINION | Cape Breton Regional | 2017/2018 | 2.066 |
| DOMINION | Cape Breton Regional | 2018/2019 | 2.066 |

Municipal Property Tax Rates

| | |
|--|-------|
| | 5.31 |
| | 5.56 |
| | 5.59 |
| | 5.62 |
| | 5.65 |
| | 5.63 |
| | 5.63 |
| | 5.627 |
| | 5.457 |
| | 5.457 |
| | 5.457 |
| | 5.457 |
| | 4.67 |
| | 4.89 |
| | 4.92 |
| | 4.95 |
| | 4.98 |
| | 5.19 |
| | 5.19 |
| | 5.2 |
| | 5.203 |
| | 5.203 |

Municipal Property Tax Rates

| | | | |
|------------|----------------------|-----------|-------|
| DOMINION | Cape Breton Regional | 2019/2020 | 2.066 |
| DOMINION | Cape Breton Regional | 2020/2021 | 2.066 |
| GLACE BAY | Cape Breton Regional | 2009/2010 | 2.01 |
| GLACE BAY | Cape Breton Regional | 2010/2011 | 2.01 |
| GLACE BAY | Cape Breton Regional | 2011/2012 | 2.04 |
| GLACE BAY | Cape Breton Regional | 2012/2013 | 2.08 |
| GLACE BAY | Cape Breton Regional | 2013/2014 | 2.1 |
| GLACE BAY | Cape Breton Regional | 2014/2015 | 2.08 |
| GLACE BAY | Cape Breton Regional | 2015/2016 | 2.08 |
| GLACE BAY | Cape Breton Regional | 2016/2017 | 2.09 |
| GLACE BAY | Cape Breton Regional | 2017/2018 | 2.094 |
| GLACE BAY | Cape Breton Regional | 2018/2019 | 2.094 |
| GLACE BAY | Cape Breton Regional | 2019/2020 | 2.094 |
| GLACE BAY | Cape Breton Regional | 2020/2021 | 2.094 |
| LOUISBOURG | Cape Breton Regional | 2009/2010 | 1.94 |
| LOUISBOURG | Cape Breton Regional | 2010/2011 | 1.94 |
| LOUISBOURG | Cape Breton Regional | 2011/2012 | 1.97 |
| LOUISBOURG | Cape Breton Regional | 2012/2013 | 2 |
| LOUISBOURG | Cape Breton Regional | 2013/2014 | 2.03 |
| LOUISBOURG | Cape Breton Regional | 2014/2015 | 2.01 |
| LOUISBOURG | Cape Breton Regional | 2015/2016 | 2.01 |

Municipal Property Tax Rates

| |
|-------|
| 5.203 |
| 5.203 |
| 4.67 |
| 4.89 |
| 4.92 |
| 4.95 |
| 4.98 |
| 5.22 |
| 5.22 |
| 5.23 |
| 5.23 |
| 5.203 |
| 5.203 |
| 5.203 |
| 4.67 |
| 4.89 |
| 4.92 |
| 4.95 |
| 4.98 |
| 5.25 |
| 5.25 |

Municipal Property Tax Rates

| | | | |
|---------------|----------------------|-----------|-------|
| LOUISBOURG | Cape Breton Regional | 2016/2017 | 2.02 |
| LOUISBOURG | Cape Breton Regional | 2017/2018 | 2.016 |
| LOUISBOURG | Cape Breton Regional | 2018/2019 | 2.016 |
| LOUISBOURG | Cape Breton Regional | 2019/2020 | 2.016 |
| LOUISBOURG | Cape Breton Regional | 2020/2021 | 2.016 |
| NEW WATERFORD | Cape Breton Regional | 2009/2010 | 2 |
| NEW WATERFORD | Cape Breton Regional | 2010/2011 | 2 |
| NEW WATERFORD | Cape Breton Regional | 2011/2012 | 2.03 |
| NEW WATERFORD | Cape Breton Regional | 2012/2013 | 2.06 |
| NEW WATERFORD | Cape Breton Regional | 2013/2014 | 2.09 |
| NEW WATERFORD | Cape Breton Regional | 2014/2015 | 2.07 |
| NEW WATERFORD | Cape Breton Regional | 2015/2016 | 2.07 |
| NEW WATERFORD | Cape Breton Regional | 2016/2017 | 2.07 |
| NEW WATERFORD | Cape Breton Regional | 2017/2018 | 2.08 |
| NEW WATERFORD | Cape Breton Regional | 2018/2019 | 2.08 |
| NEW WATERFORD | Cape Breton Regional | 2019/2020 | 2.08 |
| NEW WATERFORD | Cape Breton Regional | 2020/2021 | 2.08 |
| NORTH SYDNEY | Cape Breton Regional | 2009/2010 | 2.03 |
| NORTH SYDNEY | Cape Breton Regional | 2010/2011 | 2.03 |
| NORTH SYDNEY | Cape Breton Regional | 2011/2012 | 2.06 |
| NORTH SYDNEY | Cape Breton Regional | 2012/2013 | 2.09 |

Municipal Property Tax Rates

| |
|-------|
| 5.26 |
| 5.259 |
| 5.259 |
| 5.259 |
| 5.259 |
| 4.67 |
| 4.89 |
| 4.92 |
| 4.95 |
| 4.98 |
| 5.22 |
| 5.22 |
| 5.216 |
| 5.226 |
| 5.226 |
| 5.226 |
| 5.226 |
| 4.67 |
| 4.89 |
| 4.92 |
| 4.95 |

Municipal Property Tax Rates

| | | | |
|--------------|----------------------|-----------|-------|
| NORTH SYDNEY | Cape Breton Regional | 2013/2014 | 2.12 |
| NORTH SYDNEY | Cape Breton Regional | 2014/2015 | 2.1 |
| NORTH SYDNEY | Cape Breton Regional | 2015/2016 | 2.1 |
| NORTH SYDNEY | Cape Breton Regional | 2016/2017 | 2.096 |
| NORTH SYDNEY | Cape Breton Regional | 2017/2018 | 2.106 |
| NORTH SYDNEY | Cape Breton Regional | 2018/2019 | 2.106 |
| NORTH SYDNEY | Cape Breton Regional | 2019/2020 | 2.106 |
| NORTH SYDNEY | Cape Breton Regional | 2020/2021 | 2.106 |
| SYDNEY MINES | Cape Breton Regional | 2009/2010 | 1.91 |
| SYDNEY MINES | Cape Breton Regional | 2010/2011 | 1.91 |
| SYDNEY MINES | Cape Breton Regional | 2011/2012 | 1.94 |
| SYDNEY MINES | Cape Breton Regional | 2012/2013 | 1.97 |
| SYDNEY MINES | Cape Breton Regional | 2013/2014 | 2 |
| SYDNEY MINES | Cape Breton Regional | 2014/2015 | 1.98 |
| SYDNEY MINES | Cape Breton Regional | 2015/2016 | 1.98 |
| SYDNEY MINES | Cape Breton Regional | 2016/2017 | 1.981 |
| SYDNEY MINES | Cape Breton Regional | 2017/2018 | 1.991 |
| SYDNEY MINES | Cape Breton Regional | 2018/2019 | 1.991 |
| SYDNEY MINES | Cape Breton Regional | 2019/2020 | 1.991 |
| SYDNEY MINES | Cape Breton Regional | 2020/2021 | 1.991 |
| BEDFORD | Halifax Regional | 2009/2010 | 1.28 |

Municipal Property Tax Rates

| |
|-------|
| 4.98 |
| 5.23 |
| 5.23 |
| 5.232 |
| 5.242 |
| 5.242 |
| 5.242 |
| 5.242 |
| 4.67 |
| 4.89 |
| 4.92 |
| 4.95 |
| 4.98 |
| 5.12 |
| 5.12 |
| 5.117 |
| 5.127 |
| 5.127 |
| 5.127 |
| 5.127 |
| 3.71 |

Municipal Property Tax Rates

| | | | |
|--------------|------------------|-----------|--------|
| BEDFORD | Halifax Regional | 2010/2011 | 1.31 |
| BEDFORD | Halifax Regional | 2011/2012 | 1.28 |
| BEDFORD | Halifax Regional | 2012/2013 | 1.24 |
| BEDFORD | Halifax Regional | 2013/2014 | 1.21 |
| BEDFORD | Halifax Regional | 2014/2015 | 1.21 |
| BEDFORD | Halifax Regional | 2015/2016 | 1.21 |
| BEDFORD | Halifax Regional | 2016/2017 | 1.21 |
| BEDFORD | Halifax Regional | 2017/2018 | 1.198 |
| BEDFORD | Halifax Regional | 2018/2019 | 1.2055 |
| BEDFORD | Halifax Regional | 2019/2020 | 1.196 |
| BEDFORD | Halifax Regional | 2020/2021 | |
| COUNTY RURAL | Halifax Regional | 2009/2010 | 1.23 |
| COUNTY RURAL | Halifax Regional | 2010/2011 | 1.24 |
| COUNTY RURAL | Halifax Regional | 2011/2012 | 1.22 |
| COUNTY RURAL | Halifax Regional | 2012/2013 | 1.17 |
| COUNTY RURAL | Halifax Regional | 2013/2014 | 1.16 |
| COUNTY RURAL | Halifax Regional | 2014/2015 | 1.15 |
| COUNTY RURAL | Halifax Regional | 2015/2016 | 1.16 |
| COUNTY RURAL | Halifax Regional | 2016/2017 | 1.16 |
| COUNTY RURAL | Halifax Regional | 2017/2018 | 1.152 |
| COUNTY RURAL | Halifax Regional | 2018/2019 | 1.1595 |


Municipal Property Tax Rates

| |
|--------|
| 3.84 |
| 3.8 |
| 3.61 |
| 3.55 |
| 3.4 |
| 3.36 |
| 3.29 |
| 3.318 |
| 3.3735 |
| 3.432 |
| 3.22 |
| 3.39 |
| 3.37 |
| 3.17 |
| 3.2 |
| 3 |
| 2.98 |
| 2.93 |
| 2.955 |
| 3.004 |

Municipal Property Tax Rates

| | | | |
|-----------------|------------------|-----------|--------|
| COUNTY RURAL | Halifax Regional | 2019/2020 | 1.15 |
| COUNTY RURAL | Halifax Regional | 2020/2021 | |
| COUNTY SUBURBAN | Halifax Regional | 2009/2010 | 1.25 |
| COUNTY SUBURBAN | Halifax Regional | 2010/2011 | 1.27 |
| COUNTY SUBURBAN | Halifax Regional | 2011/2012 | 1.25 |
| COUNTY SUBURBAN | Halifax Regional | 2012/2013 | 1.21 |
| COUNTY SUBURBAN | Halifax Regional | 2013/2014 | |
| COUNTY SUBURBAN | Halifax Regional | 2014/2015 | 1.18 |
| COUNTY SUBURBAN | Halifax Regional | 2015/2016 | 1.18 |
| COUNTY SUBURBAN | Halifax Regional | 2016/2017 | 1.18 |
| COUNTY SUBURBAN | Halifax Regional | 2017/2018 | 1.165 |
| COUNTY SUBURBAN | Halifax Regional | 2018/2019 | 1.1725 |
| COUNTY SUBURBAN | Halifax Regional | 2019/2020 | 1.163 |
| COUNTY SUBURBAN | Halifax Regional | 2020/2021 | |
| COUNTY URBAN | Halifax Regional | 2009/2010 | 1.28 |
| COUNTY URBAN | Halifax Regional | 2010/2011 | 1.31 |
| COUNTY URBAN | Halifax Regional | 2011/2012 | 1.28 |
| COUNTY URBAN | Halifax Regional | 2012/2013 | 1.24 |
| COUNTY URBAN | Halifax Regional | 2013/2014 | 1.21 |
| COUNTY URBAN | Halifax Regional | 2014/2015 | 1.21 |
| COUNTY URBAN | Halifax Regional | 2015/2016 | 1.21 |

Municipal Property Tax Rates



Municipal Property Tax Rates

| | | | |
|--------------|------------------|-----------|--------|
| COUNTY URBAN | Halifax Regional | 2016/2017 | 1.21 |
| COUNTY URBAN | Halifax Regional | 2017/2018 | 1.198 |
| COUNTY URBAN | Halifax Regional | 2018/2019 | 1.2055 |
| COUNTY URBAN | Halifax Regional | 2019/2020 | 1.196 |
| COUNTY URBAN | Halifax Regional | 2020/2021 | |
| DARTHMOUTH | Halifax Regional | 2009/2010 | 1.29 |
| DARTHMOUTH | Halifax Regional | 2010/2011 | 1.31 |
| DARTHMOUTH | Halifax Regional | 2011/2012 | 1.28 |
| DARTHMOUTH | Halifax Regional | 2012/2013 | 1.24 |
| DARTHMOUTH | Halifax Regional | 2013/2014 | 1.21 |
| DARTHMOUTH | Halifax Regional | 2014/2015 | 1.21 |
| DARTHMOUTH | Halifax Regional | 2015/2016 | 1.21 |
| DARTHMOUTH | Halifax Regional | 2016/2017 | 1.21 |
| DARTHMOUTH | Halifax Regional | 2017/2018 | 1.198 |
| DARTHMOUTH | Halifax Regional | 2018/2019 | 1.2055 |
| DARTHMOUTH | Halifax Regional | 2019/2020 | 1.196 |
| DARTHMOUTH | Halifax Regional | 2020/2021 | |
| HALIFAX | Halifax Regional | 2009/2010 | 1.27 |
| HALIFAX | Halifax Regional | 2010/2011 | 1.29 |
| HALIFAX | Halifax Regional | 2011/2012 | 1.27 |
| HALIFAX | Halifax Regional | 2012/2013 | 1.22 |

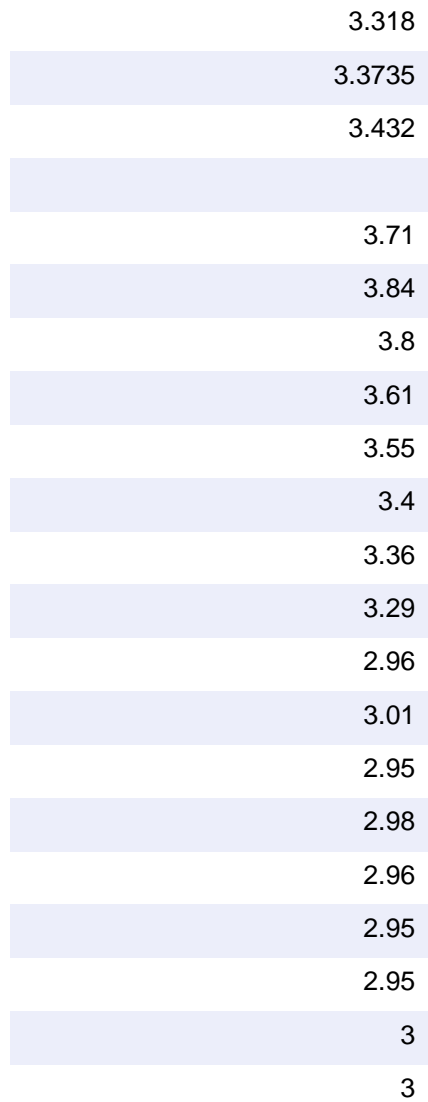
Municipal Property Tax Rates

| |
|--------|
| 3.29 |
| 3.318 |
| 3.3735 |
| 3.432 |
| 3.71 |
| 3.84 |
| 3.8 |
| 3.61 |
| 3.55 |
| 3.4 |
| 3.36 |
| 3.29 |
| 3.318 |
| 3.3735 |
| 3.432 |
| 3.69 |
| 3.83 |
| 3.78 |
| 3.6 |

Municipal Property Tax Rates

| | | | |
|--------------------|------------------|-----------|--------|
| HALIFAX | Halifax Regional | 2017/2018 | 1.198 |
| HALIFAX | Halifax Regional | 2018/2019 | 1.2055 |
| HALIFAX | Halifax Regional | 2019/2020 | 1.196 |
| HALIFAX | Halifax Regional | 2020/2021 | |
| HALIFAX URBAN CORE | Halifax Regional | 2009/2010 | 1.29 |
| HALIFAX URBAN CORE | Halifax Regional | 2010/2011 | 1.31 |
| HALIFAX URBAN CORE | Halifax Regional | 2011/2012 | 1.28 |
| HALIFAX URBAN CORE | Halifax Regional | 2012/2013 | 1.24 |
| HALIFAX URBAN CORE | Halifax Regional | 2013/2014 | 1.21 |
| HALIFAX URBAN CORE | Halifax Regional | 2014/2015 | 1.21 |
| HALIFAX URBAN CORE | Halifax Regional | 2015/2016 | 1.21 |
| HALIFAX URBAN CORE | Halifax Regional | 2016/2017 | 1.21 |
| LIVERPOOL | Region of Queens | 2009/2010 | 1.85 |
| LIVERPOOL | Region of Queens | 2010/2011 | 1.87 |
| LIVERPOOL | Region of Queens | 2011/2012 | 1.81 |
| LIVERPOOL | Region of Queens | 2012/2013 | 1.84 |
| LIVERPOOL | Region of Queens | 2013/2014 | 1.86 |
| LIVERPOOL | Region of Queens | 2014/2015 | 1.85 |
| LIVERPOOL | Region of Queens | 2015/2016 | 1.87 |
| LIVERPOOL | Region of Queens | 2016/2017 | 1.9 |
| LIVERPOOL | Region of Queens | 2017/2018 | 1.9 |

Municipal Property Tax Rates



Municipal Property Tax Rates

| | | | |
|----------------------------------|----------------------------------|-----------|--------|
| LIVERPOOL | Region of Queens | 2018/2019 | 1.92 |
| LIVERPOOL | Region of Queens | 2019/2020 | 1.92 |
| LIVERPOOL | Region of Queens | 2020/2021 | 1.92 |
| QUEENS COUNTY | Region of Queens | 2009/2010 | 0.88 |
| QUEENS COUNTY | Region of Queens | 2010/2011 | 0.9 |
| QUEENS COUNTY | Region of Queens | 2011/2012 | 0.9 |
| QUEENS COUNTY | Region of Queens | 2012/2013 | 0.93 |
| QUEENS COUNTY | Region of Queens | 2013/2014 | 0.97 |
| QUEENS COUNTY | Region of Queens | 2014/2015 | 0.97 |
| QUEENS COUNTY | Region of Queens | 2015/2016 | 0.99 |
| QUEENS COUNTY | Region of Queens | 2016/2017 | 1.02 |
| QUEENS COUNTY | Region of Queens | 2017/2018 | 1.02 |
| QUEENS COUNTY | Region of Queens | 2018/2019 | 1.04 |
| QUEENS COUNTY | Region of Queens | 2019/2020 | 1.03 |
| QUEENS COUNTY | Region of Queens | 2020/2021 | 1.03 |
| WEST HANTS REGIONAL MUNICIPALITY | West Hants Regional Municipality | 2020/2021 | 0.4318 |
| ANNAPOLIS | Rural Municipality | 2009/2010 | 0.98 |
| ANNAPOLIS | Rural Municipality | 2010/2011 | 0.98 |
| ANNAPOLIS | Rural Municipality | 2011/2012 | 0.98 |
| ANNAPOLIS | Rural Municipality | 2012/2013 | 0.98 |


Municipal Property Tax Rates

| |
|------|
| 3.02 |
| 3.02 |
| 3.02 |
| 1.99 |
| 2.04 |
| 2.04 |
| 2.07 |
| 2.07 |
| 2.07 |
| 2.07 |
| 2.12 |
| 2.12 |
| 2.14 |
| 2.13 |
| 2.13 |
| 0.99 |
| 1.8 |
| 1.8 |
| 1.8 |
| 1.8 |

Municipal Property Tax Rates

| | | | |
|------------|--------------------|-----------|-------|
| ANNAPOLIS | Rural Municipality | 2013/2014 | 0.98 |
| ANNAPOLIS | Rural Municipality | 2014/2015 | 0.98 |
| ANNAPOLIS | Rural Municipality | 2015/2016 | 0.98 |
| ANNAPOLIS | Rural Municipality | 2016/2017 | 0.98 |
| ANNAPOLIS | Rural Municipality | 2017/2018 | 0.994 |
| ANNAPOLIS | Rural Municipality | 2018/2019 | 1.015 |
| ANNAPOLIS | Rural Municipality | 2019/2020 | 1.015 |
| ANNAPOLIS | Rural Municipality | 2020/2021 | |
| ANTIGONISH | Rural Municipality | 2009/2010 | 0.88 |
| ANTIGONISH | Rural Municipality | 2010/2011 | 0.88 |
| ANTIGONISH | Rural Municipality | 2011/2012 | 0.88 |
| ANTIGONISH | Rural Municipality | 2012/2013 | 0.88 |
| ANTIGONISH | Rural Municipality | 2013/2014 | 0.88 |
| ANTIGONISH | Rural Municipality | 2014/2015 | 0.88 |
| ANTIGONISH | Rural Municipality | 2015/2016 | 0.88 |
| ANTIGONISH | Rural Municipality | 2016/2017 | 0.88 |
| ANTIGONISH | Rural Municipality | 2017/2018 | 0.88 |
| ANTIGONISH | Rural Municipality | 2018/2019 | 0.88 |
| ANTIGONISH | Rural Municipality | 2019/2020 | 0.88 |
| ANTIGONISH | Rural Municipality | 2020/2021 | 0.88 |
| ARGYLE | Rural Municipality | 2009/2010 | 1.07 |
| ARGYLE | Rural Municipality | 2010/2011 | 1.07 |

Municipal Property Tax Rates



Municipal Property Tax Rates

| | | | |
|------------|--------------------|-----------|------|
| ARGYLE | Rural Municipality | 2011/2012 | 1.07 |
| ARGYLE | Rural Municipality | 2012/2013 | 1.07 |
| ARGYLE | Rural Municipality | 2013/2014 | 1.07 |
| ARGYLE | Rural Municipality | 2014/2015 | 1.07 |
| ARGYLE | Rural Municipality | 2015/2016 | 1.07 |
| ARGYLE | Rural Municipality | 2016/2017 | 1.07 |
| ARGYLE | Rural Municipality | 2017/2018 | 1.07 |
| ARGYLE | Rural Municipality | 2018/2019 | 1.07 |
| ARGYLE | Rural Municipality | 2019/2020 | 1.09 |
| ARGYLE | Rural Municipality | 2020/2021 | 1.09 |
| BARRINGTON | Rural Municipality | 2009/2010 | 1.06 |
| BARRINGTON | Rural Municipality | 2010/2011 | 1.06 |
| BARRINGTON | Rural Municipality | 2011/2012 | 1.06 |
| BARRINGTON | Rural Municipality | 2012/2013 | 1.06 |
| BARRINGTON | Rural Municipality | 2013/2014 | 1.06 |
| BARRINGTON | Rural Municipality | 2014/2015 | 1 |
| BARRINGTON | Rural Municipality | 2015/2016 | 1 |
| BARRINGTON | Rural Municipality | 2016/2017 | 1 |
| BARRINGTON | Rural Municipality | 2017/2018 | 1.01 |
| BARRINGTON | Rural Municipality | 2018/2019 | 1.01 |
| BARRINGTON | Rural Municipality | 2019/2020 | 1.05 |

Municipal Property Tax Rates

| | |
|--|------|
| | 2.25 |
| | 2.25 |
| | 2.25 |
| | 2.25 |
| | 2.25 |
| | 2.25 |
| | 2.25 |
| | 2.27 |
| | 2.27 |
| | 2.63 |
| | 2.63 |
| | 2.63 |
| | 2.63 |
| | 2.62 |
| | 2.55 |
| | 2.55 |
| | 2.55 |
| | 2.56 |
| | 2.56 |
| | 2.56 |

Municipal Property Tax Rates

| | | | |
|------------|--------------------|-----------|-------|
| BARRINGTON | Rural Municipality | 2020/2021 | 1.05 |
| CHESTER | Rural Municipality | 2009/2010 | 0.61 |
| CHESTER | Rural Municipality | 2010/2011 | 0.63 |
| CHESTER | Rural Municipality | 2011/2012 | 0.64 |
| CHESTER | Rural Municipality | 2012/2013 | 0.64 |
| CHESTER | Rural Municipality | 2013/2014 | 0.66 |
| CHESTER | Rural Municipality | 2014/2015 | 0.69 |
| CHESTER | Rural Municipality | 2015/2016 | 0.69 |
| CHESTER | Rural Municipality | 2016/2017 | 0.69 |
| CHESTER | Rural Municipality | 2017/2018 | 0.705 |
| CHESTER | Rural Municipality | 2018/2019 | 0.705 |
| CHESTER | Rural Municipality | 2019/2020 | 0.705 |
| CHESTER | Rural Municipality | 2020/2021 | 0.705 |
| CLARE | Rural Municipality | 2009/2010 | 1.02 |
| CLARE | Rural Municipality | 2010/2011 | 1.02 |
| CLARE | Rural Municipality | 2011/2012 | 1.02 |
| CLARE | Rural Municipality | 2012/2013 | 1.02 |
| CLARE | Rural Municipality | 2013/2014 | 1.02 |
| CLARE | Rural Municipality | 2014/2015 | 1.04 |
| CLARE | Rural Municipality | 2015/2016 | 1.04 |
| CLARE | Rural Municipality | 2016/2017 | 1.04 |

Municipal Property Tax Rates

| | |
|--|------|
| | 2.56 |
| | 1.51 |
| | 1.53 |
| | 1.54 |
| | 1.54 |
| | 1.53 |
| | 1.53 |
| | 1.53 |
| | 1.53 |
| | 1.53 |
| | 1.53 |
| | 1.53 |
| | 1.53 |
| | 1.53 |
| | 1.96 |
| | 2.07 |
| | 2.07 |
| | 2.07 |
| | 2.07 |
| | 2.07 |
| | 2.07 |
| | 2.07 |

Municipal Property Tax Rates

| | | | |
|------------|--------------------|-----------|-------|
| CLARE | Rural Municipality | 2017/2018 | 1.04 |
| CLARE | Rural Municipality | 2018/2019 | 1.04 |
| CLARE | Rural Municipality | 2019/2020 | 1.04 |
| CLARE | Rural Municipality | 2020/2021 | 1.04 |
| COLCHESTER | Rural Municipality | 2009/2010 | 0.79 |
| COLCHESTER | Rural Municipality | 2010/2011 | 0.82 |
| COLCHESTER | Rural Municipality | 2011/2012 | 0.83 |
| COLCHESTER | Rural Municipality | 2012/2013 | 0.84 |
| COLCHESTER | Rural Municipality | 2013/2014 | 0.84 |
| COLCHESTER | Rural Municipality | 2014/2015 | 0.85 |
| COLCHESTER | Rural Municipality | 2015/2016 | 0.85 |
| COLCHESTER | Rural Municipality | 2016/2017 | 0.87 |
| COLCHESTER | Rural Municipality | 2017/2018 | 0.88 |
| COLCHESTER | Rural Municipality | 2018/2019 | 0.88 |
| COLCHESTER | Rural Municipality | 2019/2020 | 0.885 |
| COLCHESTER | Rural Municipality | 2020/2021 | 0.885 |
| CUMBERLAND | Rural Municipality | 2009/2010 | 1.04 |
| CUMBERLAND | Rural Municipality | 2010/2011 | 1.04 |
| CUMBERLAND | Rural Municipality | 2011/2012 | 1.04 |
| CUMBERLAND | Rural Municipality | 2012/2013 | 1.04 |
| CUMBERLAND | Rural Municipality | 2013/2014 | 1.04 |

Municipal Property Tax Rates

| |
|------|
| 2.07 |
| 2.07 |
| 2.07 |
| 2.07 |
| 2.1 |
| 2.25 |
| 2.25 |
| 2.25 |
| 2.25 |
| 2.25 |
| 2.25 |
| 2.27 |
| 2.28 |
| 2.28 |
| 2.28 |
| 2.28 |
| 2.47 |
| 2.63 |
| 2.63 |
| 2.63 |
| 2.63 |

Municipal Property Tax Rates

| | | | |
|------------|--------------------|-----------|------|
| CUMBERLAND | Rural Municipality | 2014/2015 | 1.04 |
| CUMBERLAND | Rural Municipality | 2015/2016 | 1.04 |
| CUMBERLAND | Rural Municipality | 2016/2017 | 1.04 |
| CUMBERLAND | Rural Municipality | 2017/2018 | 1.04 |
| CUMBERLAND | Rural Municipality | 2018/2019 | 1.17 |
| CUMBERLAND | Rural Municipality | 2019/2020 | 1.19 |
| CUMBERLAND | Rural Municipality | 2020/2021 | 1.19 |
| DIGBY | Rural Municipality | 2009/2010 | 1.3 |
| DIGBY | Rural Municipality | 2010/2011 | 1.3 |
| DIGBY | Rural Municipality | 2011/2012 | 1.3 |
| DIGBY | Rural Municipality | 2012/2013 | 1.3 |
| DIGBY | Rural Municipality | 2013/2014 | 1.3 |
| DIGBY | Rural Municipality | 2014/2015 | 1.3 |
| DIGBY | Rural Municipality | 2015/2016 | 1.3 |
| DIGBY | Rural Municipality | 2016/2017 | 1.3 |
| DIGBY | Rural Municipality | 2017/2018 | 1.3 |
| DIGBY | Rural Municipality | 2018/2019 | 1.3 |
| DIGBY | Rural Municipality | 2019/2020 | 1.3 |
| DIGBY | Rural Municipality | 2020/2021 | 1.3 |
| EAST HANTS | Rural Municipality | 2009/2010 | 0.87 |
| EAST HANTS | Rural Municipality | 2010/2011 | 0.9 |

Municipal Property Tax Rates

| |
|------|
| 2.63 |
| 2.63 |
| 2.63 |
| 2.63 |
| 2.76 |
| 2.78 |
| 2.78 |
| 1.85 |
| 1.85 |
| 1.85 |
| 1.85 |
| 1.85 |
| 1.85 |
| 1.85 |
| 1.85 |
| 1.85 |
| 1.85 |
| 1.85 |
| 2.67 |
| 2.7 |

Municipal Property Tax Rates

| | | | |
|-------------|--------------------|-----------|--------|
| EAST HANTS | Rural Municipality | 2011/2012 | 0.89 |
| EAST HANTS | Rural Municipality | 2012/2013 | 0.88 |
| EAST HANTS | Rural Municipality | 2013/2014 | 0.87 |
| EAST HANTS | Rural Municipality | 2014/2015 | 0.87 |
| EAST HANTS | Rural Municipality | 2015/2016 | 0.86 |
| EAST HANTS | Rural Municipality | 2016/2017 | 0.87 |
| EAST HANTS | Rural Municipality | 2017/2018 | 0.859 |
| EAST HANTS | Rural Municipality | 2018/2019 | 0.8607 |
| EAST HANTS | Rural Municipality | 2019/2020 | 0.8527 |
| EAST HANTS | Rural Municipality | 2020/2021 | 0.8507 |
| GUYSBOROUGH | Rural Municipality | 2009/2010 | 0.59 |
| GUYSBOROUGH | Rural Municipality | 2010/2011 | 0.59 |
| GUYSBOROUGH | Rural Municipality | 2011/2012 | 0.61 |
| GUYSBOROUGH | Rural Municipality | 2012/2013 | 0.61 |
| GUYSBOROUGH | Rural Municipality | 2013/2014 | 0.61 |
| GUYSBOROUGH | Rural Municipality | 2014/2015 | 0.61 |
| GUYSBOROUGH | Rural Municipality | 2015/2016 | 0.61 |
| GUYSBOROUGH | Rural Municipality | 2016/2017 | 0.61 |
| GUYSBOROUGH | Rural Municipality | 2017/2018 | 0.61 |
| GUYSBOROUGH | Rural Municipality | 2018/2019 | 0.66 |
| GUYSBOROUGH | Rural Municipality | 2019/2020 | 0.71 |

Municipal Property Tax Rates

| |
|------|
| 2.7 |
| 2.71 |
| 2.7 |
| 2.7 |
| 2.7 |
| 2.71 |
| 2.66 |
| 2.61 |
| 2.6 |
| 2.6 |
| 2.35 |
| 2.56 |
| 2.58 |
| 2.58 |
| 2.58 |
| 2.58 |
| 2.58 |
| 2.58 |
| 2.63 |
| 2.68 |

Municipal Property Tax Rates

| | | | |
|-------------|--------------------|-----------|------|
| GUYSBOROUGH | Rural Municipality | 2020/2021 | 0.71 |
| INVERNESS | Rural Municipality | 2009/2010 | 1.02 |
| INVERNESS | Rural Municipality | 2010/2011 | 1.02 |
| INVERNESS | Rural Municipality | 2011/2012 | 1.02 |
| INVERNESS | Rural Municipality | 2012/2013 | 1.02 |
| INVERNESS | Rural Municipality | 2013/2014 | 1.02 |
| INVERNESS | Rural Municipality | 2014/2015 | 1.02 |
| INVERNESS | Rural Municipality | 2015/2016 | 1.02 |
| INVERNESS | Rural Municipality | 2016/2017 | 1.02 |
| INVERNESS | Rural Municipality | 2017/2018 | 1.02 |
| INVERNESS | Rural Municipality | 2018/2019 | 1.02 |
| INVERNESS | Rural Municipality | 2019/2020 | 1.05 |
| INVERNESS | Rural Municipality | 2020/2021 | 1.05 |
| KINGS | Rural Municipality | 2009/2010 | 0.85 |
| KINGS | Rural Municipality | 2010/2011 | 0.85 |
| KINGS | Rural Municipality | 2011/2012 | 0.85 |
| KINGS | Rural Municipality | 2012/2013 | 0.85 |
| KINGS | Rural Municipality | 2013/2014 | 0.85 |
| KINGS | Rural Municipality | 2014/2015 | 0.85 |
| KINGS | Rural Municipality | 2015/2016 | 0.85 |
| KINGS | Rural Municipality | 2016/2017 | 0.85 |

Municipal Property Tax Rates

| |
|------|
| 2.68 |
| 1.85 |
| 1.85 |
| 1.85 |
| 1.85 |
| 1.85 |
| 1.85 |
| 1.85 |
| 1.85 |
| 1.85 |
| 1.91 |
| 1.91 |
| 2.16 |
| 2.29 |
| 2.29 |
| 2.29 |
| 2.29 |
| 2.29 |
| 2.29 |

Municipal Property Tax Rates

| | | | |
|-----------|--------------------|-----------|-------|
| KINGS | Rural Municipality | 2017/2018 | 0.853 |
| KINGS | Rural Municipality | 2018/2019 | 0.853 |
| KINGS | Rural Municipality | 2019/2020 | 0.853 |
| KINGS | Rural Municipality | 2020/2021 | 0.853 |
| LUNENBURG | Rural Municipality | 2009/2010 | 0.79 |
| LUNENBURG | Rural Municipality | 2010/2011 | 0.81 |
| LUNENBURG | Rural Municipality | 2011/2012 | 0.84 |
| LUNENBURG | Rural Municipality | 2012/2013 | 0.84 |
| LUNENBURG | Rural Municipality | 2013/2014 | 0.81 |
| LUNENBURG | Rural Municipality | 2014/2015 | 0.81 |
| LUNENBURG | Rural Municipality | 2015/2016 | 0.81 |
| LUNENBURG | Rural Municipality | 2016/2017 | 0.81 |
| LUNENBURG | Rural Municipality | 2017/2018 | 0.81 |
| LUNENBURG | Rural Municipality | 2018/2019 | 0.81 |
| LUNENBURG | Rural Municipality | 2019/2020 | 0.81 |
| LUNENBURG | Rural Municipality | 2020/2021 | 0.81 |
| PICTOU | Rural Municipality | 2009/2010 | 0.81 |
| PICTOU | Rural Municipality | 2010/2011 | 0.81 |
| PICTOU | Rural Municipality | 2011/2012 | 0.81 |
| PICTOU | Rural Municipality | 2012/2013 | 0.81 |
| PICTOU | Rural Municipality | 2013/2014 | 0.81 |

Municipal Property Tax Rates

| | |
|--|-------|
| | 2.287 |
| | 2.287 |
| | 2.287 |
| | 2.287 |
| | 1.92 |
| | 2.06 |
| | 2.08 |
| | 1.98 |
| | 1.96 |
| | 1.96 |
| | 1.96 |
| | 1.96 |
| | 1.957 |
| | 1.957 |
| | 1.957 |
| | 1.957 |
| | 1.71 |
| | 1.82 |
| | 1.82 |
| | 1.82 |
| | 1.82 |

Municipal Property Tax Rates

| | | | |
|-----------|--------------------|-----------|------|
| PICTOU | Rural Municipality | 2014/2015 | 0.81 |
| PICTOU | Rural Municipality | 2015/2016 | 0.81 |
| PICTOU | Rural Municipality | 2016/2017 | 0.81 |
| PICTOU | Rural Municipality | 2017/2018 | 0.81 |
| PICTOU | Rural Municipality | 2018/2019 | 0.81 |
| PICTOU | Rural Municipality | 2019/2020 | 0.81 |
| PICTOU | Rural Municipality | 2020/2021 | |
| RICHMOND | Rural Municipality | 2009/2010 | 0.72 |
| RICHMOND | Rural Municipality | 2010/2011 | 0.75 |
| RICHMOND | Rural Municipality | 2011/2012 | 0.75 |
| RICHMOND | Rural Municipality | 2012/2013 | 0.75 |
| RICHMOND | Rural Municipality | 2013/2014 | 0.77 |
| RICHMOND | Rural Municipality | 2014/2015 | 0.77 |
| RICHMOND | Rural Municipality | 2015/2016 | 0.78 |
| RICHMOND | Rural Municipality | 2016/2017 | 0.8 |
| RICHMOND | Rural Municipality | 2017/2018 | 0.8 |
| RICHMOND | Rural Municipality | 2018/2019 | 0.8 |
| RICHMOND | Rural Municipality | 2019/2020 | 0.8 |
| RICHMOND | Rural Municipality | 2020/2021 | 0.8 |
| SHELBURNE | Rural Municipality | 2009/2010 | 1.3 |
| SHELBURNE | Rural Municipality | 2010/2011 | 1.3 |

Municipal Property Tax Rates

| | |
|--|------|
| | 1.82 |
| | 1.82 |
| | 1.82 |
| | 1.82 |
| | 1.82 |
| | 1.82 |
| | 1.9 |
| | 2.01 |
| | 2.01 |
| | 2.01 |
| | 2.07 |
| | 2.07 |
| | 2.08 |
| | 2.1 |
| | 2.1 |
| | 2.1 |
| | 2.1 |
| | 2.1 |
| | 2.1 |
| | 1.82 |
| | 1.82 |

Municipal Property Tax Rates

| | | | |
|------------|--------------------|-----------|------|
| SHELBURNE | Rural Municipality | 2011/2012 | 1.28 |
| SHELBURNE | Rural Municipality | 2012/2013 | 1.28 |
| SHELBURNE | Rural Municipality | 2013/2014 | 1.28 |
| SHELBURNE | Rural Municipality | 2014/2015 | 1.26 |
| SHELBURNE | Rural Municipality | 2015/2016 | 1.26 |
| SHELBURNE | Rural Municipality | 2016/2017 | 1.26 |
| SHELBURNE | Rural Municipality | 2017/2018 | 1.26 |
| SHELBURNE | Rural Municipality | 2018/2019 | 1.26 |
| SHELBURNE | Rural Municipality | 2019/2020 | 1.26 |
| SHELBURNE | Rural Municipality | 2020/2021 | 1.26 |
| ST. MARY'S | Rural Municipality | 2009/2010 | 0.81 |
| ST. MARY'S | Rural Municipality | 2010/2011 | 0.84 |
| ST. MARY'S | Rural Municipality | 2011/2012 | 0.82 |
| ST. MARY'S | Rural Municipality | 2012/2013 | 0.82 |
| ST. MARY'S | Rural Municipality | 2013/2014 | 0.82 |
| ST. MARY'S | Rural Municipality | 2014/2015 | 0.84 |
| ST. MARY'S | Rural Municipality | 2015/2016 | 0.87 |
| ST. MARY'S | Rural Municipality | 2016/2017 | 0.89 |
| ST. MARY'S | Rural Municipality | 2017/2018 | 0.92 |
| ST. MARY'S | Rural Municipality | 2018/2019 | 0.94 |
| ST. MARY'S | Rural Municipality | 2019/2020 | 0.95 |

Municipal Property Tax Rates

| | |
|--|------|
| | 1.82 |
| | 1.82 |
| | 1.82 |
| | 1.82 |
| | 1.82 |
| | 1.82 |
| | 1.82 |
| | 1.82 |
| | 1.82 |
| | 1.82 |
| | 2.12 |
| | 2.15 |
| | 2.13 |
| | 2.13 |
| | 2.13 |
| | 2.15 |
| | 2.18 |
| | 2.2 |
| | 2.23 |
| | 2.25 |
| | 2.26 |

Municipal Property Tax Rates

| | | | |
|------------|--------------------|-----------|------|
| ST. MARY'S | Rural Municipality | 2020/2021 | 0.95 |
| VICTORIA | Rural Municipality | 2009/2010 | 1.22 |
| VICTORIA | Rural Municipality | 2010/2011 | 1.22 |
| VICTORIA | Rural Municipality | 2011/2012 | 1.22 |
| VICTORIA | Rural Municipality | 2012/2013 | 1.2 |
| VICTORIA | Rural Municipality | 2013/2014 | 1.2 |
| VICTORIA | Rural Municipality | 2014/2015 | 1.2 |
| VICTORIA | Rural Municipality | 2015/2016 | 1.2 |
| VICTORIA | Rural Municipality | 2016/2017 | 1.2 |
| VICTORIA | Rural Municipality | 2017/2018 | 1.2 |
| VICTORIA | Rural Municipality | 2018/2019 | 1.22 |
| VICTORIA | Rural Municipality | 2019/2020 | 1.22 |
| VICTORIA | Rural Municipality | 2020/2021 | 1.22 |
| WEST HANTS | Rural Municipality | 2009/2010 | 0.89 |
| WEST HANTS | Rural Municipality | 2010/2011 | 0.9 |
| WEST HANTS | Rural Municipality | 2011/2012 | 0.91 |
| WEST HANTS | Rural Municipality | 2012/2013 | 0.94 |
| WEST HANTS | Rural Municipality | 2013/2014 | 0.92 |
| WEST HANTS | Rural Municipality | 2014/2015 | 0.97 |
| WEST HANTS | Rural Municipality | 2015/2016 | 1.01 |
| WEST HANTS | Rural Municipality | 2016/2017 | 1.02 |

Municipal Property Tax Rates

| |
|------|
| 2.26 |
| 2.19 |
| 2.19 |
| 2.19 |
| 2.15 |
| 2.1 |
| 2.1 |
| 2.1 |
| 2.1 |
| 2.1 |
| 2.12 |
| 2.12 |
| 2.12 |
| 1.57 |
| 1.59 |
| 1.6 |
| 1.68 |
| 1.68 |
| 1.75 |
| 1.8 |
| 1.8 |

Municipal Property Tax Rates

| | | | |
|------------|--------------------|-----------|--------|
| WEST HANTS | Rural Municipality | 2017/2018 | 1.016 |
| WEST HANTS | Rural Municipality | 2018/2019 | 1.0163 |
| WEST HANTS | Rural Municipality | 2019/2020 | 1.0323 |
| YARMOUTH | Rural Municipality | 2009/2010 | 1.15 |
| YARMOUTH | Rural Municipality | 2010/2011 | 1.15 |
| YARMOUTH | Rural Municipality | 2011/2012 | 1.15 |
| YARMOUTH | Rural Municipality | 2012/2013 | 1.15 |
| YARMOUTH | Rural Municipality | 2013/2014 | 1.15 |
| YARMOUTH | Rural Municipality | 2014/2015 | 1.16 |
| YARMOUTH | Rural Municipality | 2015/2016 | 1.16 |
| YARMOUTH | Rural Municipality | 2016/2017 | 1.16 |
| YARMOUTH | Rural Municipality | 2017/2018 | 1.16 |
| YARMOUTH | Rural Municipality | 2018/2019 | 1.17 |
| YARMOUTH | Rural Municipality | 2019/2020 | 1.18 |
| YARMOUTH | Rural Municipality | 2020/2021 | 1.18 |
| AMHERST | Town | 2009/2010 | 1.67 |
| AMHERST | Town | 2010/2011 | 1.67 |
| AMHERST | Town | 2011/2012 | 1.67 |
| AMHERST | Town | 2012/2013 | 1.66 |
| AMHERST | Town | 2013/2014 | 1.63 |
| AMHERST | Town | 2014/2015 | 1.63 |

Municipal Property Tax Rates

| | |
|--|------|
| | 1.8 |
| | 1.8 |
| | 1.8 |
| | 2.15 |
| | 2.15 |
| | 2.15 |
| | 2.15 |
| | 2.15 |
| | 2.15 |
| | 2.15 |
| | 2.15 |
| | 2.15 |
| | 2.15 |
| | 2.15 |
| | 2.15 |
| | 2.15 |
| | 2.16 |
| | 2.17 |
| | 2.17 |
| | 4.31 |
| | 4.6 |
| | 4.6 |
| | 4.55 |
| | 4.45 |
| | 4.45 |

Municipal Property Tax Rates

| | | | |
|-----------------|------|-----------|-------|
| AMHERST | Town | 2015/2016 | 1.63 |
| AMHERST | Town | 2016/2017 | 1.63 |
| AMHERST | Town | 2017/2018 | 1.63 |
| AMHERST | Town | 2018/2019 | 1.635 |
| AMHERST | Town | 2019/2020 | 1.655 |
| AMHERST | Town | 2020/2021 | 1.655 |
| ANNAPOLIS ROYAL | Town | 2009/2010 | 1.65 |
| ANNAPOLIS ROYAL | Town | 2010/2011 | 1.7 |
| ANNAPOLIS ROYAL | Town | 2011/2012 | 1.7 |
| ANNAPOLIS ROYAL | Town | 2012/2013 | 1.7 |
| ANNAPOLIS ROYAL | Town | 2013/2014 | 1.65 |
| ANNAPOLIS ROYAL | Town | 2014/2015 | 1.65 |
| ANNAPOLIS ROYAL | Town | 2015/2016 | 1.65 |
| ANNAPOLIS ROYAL | Town | 2016/2017 | 1.65 |
| ANNAPOLIS ROYAL | Town | 2017/2018 | 1.65 |
| ANNAPOLIS ROYAL | Town | 2018/2019 | 1.65 |
| ANNAPOLIS ROYAL | Town | 2019/2020 | 1.7 |
| ANNAPOLIS ROYAL | Town | 2020/2021 | 1.7 |
| ANTIGONISH | Town | 2009/2010 | 0.9 |
| ANTIGONISH | Town | 2010/2011 | 0.93 |
| ANTIGONISH | Town | 2011/2012 | 0.97 |

Municipal Property Tax Rates

| | |
|--|-------|
| | 4.45 |
| | 4.45 |
| | 4.43 |
| | 4.435 |
| | 4.455 |
| | 4.455 |
| | 3.05 |
| | 3.15 |
| | 3.15 |
| | 3.15 |
| | 3.15 |
| | 3.15 |
| | 3.15 |
| | 3.15 |
| | 3.15 |
| | 3.15 |
| | 3.2 |
| | 3.2 |
| | 2.36 |
| | 2.47 |
| | 2.5 |

Municipal Property Tax Rates

| | | | |
|------------|------|-----------|-------|
| ANTIGONISH | Town | 2012/2013 | 1 |
| ANTIGONISH | Town | 2013/2014 | 1 |
| ANTIGONISH | Town | 2014/2015 | 1.02 |
| ANTIGONISH | Town | 2015/2016 | 1.04 |
| ANTIGONISH | Town | 2016/2017 | 1.06 |
| ANTIGONISH | Town | 2017/2018 | 1.06 |
| ANTIGONISH | Town | 2018/2019 | 1.09 |
| ANTIGONISH | Town | 2019/2020 | 1.09 |
| ANTIGONISH | Town | 2020/2021 | 1.09 |
| BERWICK | Town | 2009/2010 | 1.59 |
| BERWICK | Town | 2010/2011 | 1.61 |
| BERWICK | Town | 2011/2012 | 1.62 |
| BERWICK | Town | 2012/2013 | 1.59 |
| BERWICK | Town | 2013/2014 | 1.51 |
| BERWICK | Town | 2014/2015 | 1.2 |
| BERWICK | Town | 2015/2016 | 1.21 |
| BERWICK | Town | 2016/2017 | 1.199 |
| BERWICK | Town | 2017/2018 | 1.199 |
| BERWICK | Town | 2018/2019 | 1.189 |
| BERWICK | Town | 2019/2020 | 1.189 |
| BERWICK | Town | 2020/2021 | 1.548 |

Municipal Property Tax Rates

| |
|-------|
| 2.53 |
| 2.53 |
| 2.55 |
| 2.57 |
| 2.58 |
| 2.58 |
| 2.61 |
| 2.61 |
| 2.61 |
| 3.62 |
| 3.88 |
| 3.91 |
| 3.88 |
| 3.8 |
| 3.49 |
| 3.5 |
| 3.491 |
| 3.491 |
| 3.481 |
| 3.481 |
| 3.84 |

Municipal Property Tax Rates

| | | | |
|-------------|------|-----------|------|
| BRIDGETOWN | Town | 2009/2010 | 1.85 |
| BRIDGETOWN | Town | 2010/2011 | 1.85 |
| BRIDGETOWN | Town | 2011/2012 | 2.01 |
| BRIDGETOWN | Town | 2012/2013 | 2.1 |
| BRIDGETOWN | Town | 2013/2014 | 2.13 |
| BRIDGETOWN | Town | 2014/2015 | 2.13 |
| BRIDGEWATER | Town | 2009/2010 | 1.63 |
| BRIDGEWATER | Town | 2010/2011 | 1.67 |
| BRIDGEWATER | Town | 2011/2012 | 1.67 |
| BRIDGEWATER | Town | 2012/2013 | 1.65 |
| BRIDGEWATER | Town | 2013/2014 | 1.65 |
| BRIDGEWATER | Town | 2014/2015 | 1.65 |
| BRIDGEWATER | Town | 2015/2016 | 1.65 |
| BRIDGEWATER | Town | 2016/2017 | 1.65 |
| BRIDGEWATER | Town | 2017/2018 | 1.65 |
| BRIDGEWATER | Town | 2018/2019 | 1.65 |
| BRIDGEWATER | Town | 2019/2020 | 1.65 |
| BRIDGEWATER | Town | 2020/2021 | 1.65 |
| CANSO | Town | 2009/2010 | 2.35 |
| CANSO | Town | 2010/2011 | 2.35 |
| CANSO | Town | 2011/2012 | 2.35 |

Municipal Property Tax Rates

| |
|------|
| 3.63 |
| 3.63 |
| 3.79 |
| 3.9 |
| 3.93 |
| 3.93 |
| 3.72 |
| 4.06 |
| 4.06 |
| 3.99 |
| 3.99 |
| 3.99 |
| 3.99 |
| 3.99 |
| 3.97 |
| 3.97 |
| 3.97 |
| 4.08 |
| 4.08 |
| 4.08 |

Municipal Property Tax Rates

| | | | |
|----------------|------|-----------|------|
| CANSO | Town | 2012/2013 | 2.35 |
| CLARK'S HARBOR | Town | 2009/2010 | 1.65 |
| CLARK'S HARBOR | Town | 2010/2011 | 1.66 |
| CLARK'S HARBOR | Town | 2011/2012 | 1.65 |
| CLARK'S HARBOR | Town | 2012/2013 | 1.65 |
| CLARK'S HARBOR | Town | 2013/2014 | 1.65 |
| CLARK'S HARBOR | Town | 2014/2015 | 1.65 |
| CLARK'S HARBOR | Town | 2015/2016 | 1.65 |
| CLARK'S HARBOR | Town | 2016/2017 | 1.65 |
| CLARK'S HARBOR | Town | 2017/2018 | 1.65 |
| CLARK'S HARBOR | Town | 2018/2019 | 1.68 |
| CLARK'S HARBOR | Town | 2019/2020 | 1.68 |
| CLARK'S HARBOR | Town | 2020/2021 | 1.68 |
| DIGBY | Town | 2009/2010 | 1.92 |
| DIGBY | Town | 2010/2011 | 1.92 |
| DIGBY | Town | 2011/2012 | 1.92 |
| DIGBY | Town | 2012/2013 | 1.94 |
| DIGBY | Town | 2013/2014 | 1.99 |
| DIGBY | Town | 2014/2015 | 1.99 |
| DIGBY | Town | 2015/2016 | 1.99 |
| DIGBY | Town | 2016/2017 | 1.99 |

Municipal Property Tax Rates

| | |
|--|------|
| | 4.08 |
| | 5.14 |
| | 5.58 |
| | 5.58 |
| | 5.58 |
| | 5.58 |
| | 5.58 |
| | 5.58 |
| | 5.58 |
| | 5.58 |
| | 5.58 |
| | 5.58 |
| | 5.58 |
| | 3.89 |
| | 3.89 |
| | 3.89 |
| | 3.99 |
| | 4.18 |
| | 4.18 |
| | 4.18 |
| | 4.24 |

Municipal Property Tax Rates

| | | | |
|-----------|------|-----------|--------|
| DIGBY | Town | 2017/2018 | 1.99 |
| DIGBY | Town | 2018/2019 | 1.99 |
| DIGBY | Town | 2019/2020 | 1.86 |
| DIGBY | Town | 2020/2021 | 1.86 |
| HANTSPORT | Town | 2009/2010 | 1.63 |
| HANTSPORT | Town | 2010/2011 | 1.66 |
| HANTSPORT | Town | 2011/2012 | 1.66 |
| HANTSPORT | Town | 2012/2013 | 1.69 |
| HANTSPORT | Town | 2013/2014 | 1.69 |
| HANTSPORT | Town | 2014/2015 | 1.66 |
| HANTSPORT | Town | 2015/2016 | 1.66 |
| KENTVILLE | Town | 2009/2010 | 1.29 |
| KENTVILLE | Town | 2010/2011 | 1.36 |
| KENTVILLE | Town | 2011/2012 | 1.36 |
| KENTVILLE | Town | 2012/2013 | 1.36 |
| KENTVILLE | Town | 2013/2014 | 1.37 |
| KENTVILLE | Town | 2014/2015 | 1.38 |
| KENTVILLE | Town | 2015/2016 | 1.37 |
| KENTVILLE | Town | 2016/2017 | 1.39 |
| KENTVILLE | Town | 2017/2018 | 1.387 |
| KENTVILLE | Town | 2018/2019 | 1.4022 |

Municipal Property Tax Rates

| |
|--------|
| 4.24 |
| 4.24 |
| 4.15 |
| 4.15 |
| 3.35 |
| 3.55 |
| 3.69 |
| 3.85 |
| 3.85 |
| 3.82 |
| 3.82 |
| 3.23 |
| 3.46 |
| 3.48 |
| 3.47 |
| 3.38 |
| 3.36 |
| 3.33 |
| 3.33 |
| 3.341 |
| 3.3063 |

Municipal Property Tax Rates

| | | | |
|-----------|------|-----------|--------|
| KENTVILLE | Town | 2019/2020 | 1.4272 |
| KENTVILLE | Town | 2020/2021 | 1.4108 |
| LOCKEPORT | Town | 2009/2010 | 2.21 |
| LOCKEPORT | Town | 2010/2011 | 2.23 |
| LOCKEPORT | Town | 2011/2012 | 2.28 |
| LOCKEPORT | Town | 2012/2013 | 2.28 |
| LOCKEPORT | Town | 2013/2014 | 2.28 |
| LOCKEPORT | Town | 2014/2015 | 2.28 |
| LOCKEPORT | Town | 2015/2016 | 2.31 |
| LOCKEPORT | Town | 2016/2017 | 2.31 |
| LOCKEPORT | Town | 2017/2018 | 2.31 |
| LOCKEPORT | Town | 2018/2019 | 2.36 |
| LOCKEPORT | Town | 2019/2020 | 2.38 |
| LOCKEPORT | Town | 2020/2021 | 2.38 |
| LUNENBURG | Town | 2009/2010 | 1.3 |
| LUNENBURG | Town | 2010/2011 | 1.3 |
| LUNENBURG | Town | 2011/2012 | 1.28 |
| LUNENBURG | Town | 2012/2013 | 1.21 |
| LUNENBURG | Town | 2013/2014 | 1.28 |
| LUNENBURG | Town | 2014/2015 | 1.29 |
| LUNENBURG | Town | 2015/2016 | 1.31 |

Municipal Property Tax Rates

| | |
|--|--------|
| | 3.3129 |
| | 3.285 |
| | 5.28 |
| | 5.31 |
| | 5.36 |
| | 5.36 |
| | 5.36 |
| | 5.36 |
| | 5.39 |
| | 5.39 |
| | 5.39 |
| | 5.39 |
| | 5.41 |
| | 5.41 |
| | 3.3 |
| | 3.3 |
| | 3.26 |
| | 3.19 |
| | 3.26 |
| | 3.28 |
| | 3.28 |

Municipal Property Tax Rates

| | | | |
|------------|------|-----------|-------|
| LUNENBURG | Town | 2016/2017 | 1.31 |
| LUNENBURG | Town | 2017/2018 | 1.333 |
| LUNENBURG | Town | 2018/2019 | 1.344 |
| LUNENBURG | Town | 2019/2020 | 1.351 |
| LUNENBURG | Town | 2020/2021 | 1.346 |
| MAHONE BAY | Town | 2009/2010 | 1.18 |
| MAHONE BAY | Town | 2010/2011 | 1.19 |
| MAHONE BAY | Town | 2011/2012 | 1.18 |
| MAHONE BAY | Town | 2012/2013 | 1.15 |
| MAHONE BAY | Town | 2013/2014 | 1.15 |
| MAHONE BAY | Town | 2014/2015 | 1.15 |
| MAHONE BAY | Town | 2015/2016 | 1.11 |
| MAHONE BAY | Town | 2016/2017 | 1.16 |
| MAHONE BAY | Town | 2017/2018 | 1.19 |
| MAHONE BAY | Town | 2018/2019 | 1.23 |
| MAHONE BAY | Town | 2019/2020 | 1.25 |
| MAHONE BAY | Town | 2020/2021 | 1.25 |
| MIDDLETON | Town | 2009/2010 | 1.8 |
| MIDDLETON | Town | 2010/2011 | 1.8 |
| MIDDLETON | Town | 2011/2012 | 1.8 |
| MIDDLETON | Town | 2012/2013 | 1.78 |

Municipal Property Tax Rates

| |
|-------|
| 3.28 |
| 3.286 |
| 3.32 |
| 3.358 |
| 3.318 |
| 2.83 |
| 2.94 |
| 2.9 |
| 2.88 |
| 2.91 |
| 2.91 |
| 2.86 |
| 2.95 |
| 2.98 |
| 3.02 |
| 3.16 |
| 3.16 |
| 4.17 |
| 4.3 |
| 4.3 |
| 4.26 |

Municipal Property Tax Rates

| | | | |
|-------------|------|-----------|--------|
| MIDDLETON | Town | 2013/2014 | 1.78 |
| MIDDLETON | Town | 2014/2015 | 1.79 |
| MIDDLETON | Town | 2015/2016 | 1.81 |
| MIDDLETON | Town | 2016/2017 | 1.82 |
| MIDDLETON | Town | 2017/2018 | 1.84 |
| MIDDLETON | Town | 2018/2019 | 1.84 |
| MIDDLETON | Town | 2019/2020 | 1.77 |
| MIDDLETON | Town | 2020/2021 | 1.77 |
| MULGRAVE | Town | 2009/2010 | 1.37 |
| MULGRAVE | Town | 2010/2011 | 1.27 |
| MULGRAVE | Town | 2011/2012 | 1.3 |
| MULGRAVE | Town | 2012/2013 | 1.28 |
| MULGRAVE | Town | 2013/2014 | 1.29 |
| MULGRAVE | Town | 2014/2015 | 1.26 |
| MULGRAVE | Town | 2015/2016 | 1.29 |
| MULGRAVE | Town | 2016/2017 | 1.24 |
| MULGRAVE | Town | 2017/2018 | 1.188 |
| MULGRAVE | Town | 2018/2019 | 1.1786 |
| MULGRAVE | Town | 2019/2020 | 1.2375 |
| MULGRAVE | Town | 2020/2021 | |
| NEW GLASGOW | Town | 2009/2010 | 1.77 |

Municipal Property Tax Rates

| |
|--------|
| 4.26 |
| 4.27 |
| 4.29 |
| 4.3 |
| 4.32 |
| 4.32 |
| 4.25 |
| 4.25 |
| 4.5 |
| 4.4 |
| 4.43 |
| 4.42 |
| 4.43 |
| 4.39 |
| 4.42 |
| 4.37 |
| 4.321 |
| 4.3116 |
| 4.5257 |
| 4.02 |

Municipal Property Tax Rates

| | | | |
|-------------|------|-----------|------|
| NEW GLASGOW | Town | 2010/2011 | 1.8 |
| NEW GLASGOW | Town | 2011/2012 | 1.82 |
| NEW GLASGOW | Town | 2012/2013 | 1.82 |
| NEW GLASGOW | Town | 2013/2014 | 1.82 |
| NEW GLASGOW | Town | 2014/2015 | 1.82 |
| NEW GLASGOW | Town | 2015/2016 | 1.82 |
| NEW GLASGOW | Town | 2016/2017 | 1.82 |
| NEW GLASGOW | Town | 2017/2018 | 1.82 |
| NEW GLASGOW | Town | 2018/2019 | 1.82 |
| NEW GLASGOW | Town | 2019/2020 | 1.84 |
| NEW GLASGOW | Town | 2020/2021 | 1.84 |
| OXFORD | Town | 2009/2010 | 1.56 |
| OXFORD | Town | 2010/2011 | 1.56 |
| OXFORD | Town | 2011/2012 | 1.59 |
| OXFORD | Town | 2012/2013 | 1.59 |
| OXFORD | Town | 2013/2014 | 1.59 |
| OXFORD | Town | 2014/2015 | 1.6 |
| OXFORD | Town | 2015/2016 | 1.59 |
| OXFORD | Town | 2016/2017 | 1.59 |
| OXFORD | Town | 2017/2018 | 1.59 |
| OXFORD | Town | 2018/2019 | 1.62 |

Municipal Property Tax Rates

| |
|-------|
| 4.15 |
| 4.4 |
| 4.4 |
| 4.4 |
| 4.4 |
| 4.4 |
| 4.4 |
| 4.4 |
| 4.4 |
| 4.4 |
| 4.45 |
| 4.45 |
| 4.55 |
| 4.95 |
| 4.98 |
| 4.98 |
| 4.98 |
| 4.99 |
| 4.98 |
| 4.98 |
| 3.97 |
| 4.035 |

Municipal Property Tax Rates

| | | | |
|-----------|------|-----------|--------|
| OXFORD | Town | 2019/2020 | 1.6874 |
| OXFORD | Town | 2020/2021 | |
| PARRSBORO | Town | 2009/2010 | 2.04 |
| PARRSBORO | Town | 2010/2011 | 2.04 |
| PARRSBORO | Town | 2011/2012 | 2.04 |
| PARRSBORO | Town | 2012/2013 | 2 |
| PARRSBORO | Town | 2013/2014 | 1.99 |
| PARRSBORO | Town | 2014/2015 | 1.8 |
| PARRSBORO | Town | 2015/2016 | 1.75 |
| PARRSBORO | Town | 2016/2017 | 1.75 |
| PICTOU | Town | 2009/2010 | 2.06 |
| PICTOU | Town | 2010/2011 | 1.99 |
| PICTOU | Town | 2011/2012 | 1.88 |
| PICTOU | Town | 2012/2013 | 1.86 |
| PICTOU | Town | 2013/2014 | 1.86 |
| PICTOU | Town | 2014/2015 | 1.63 |
| PICTOU | Town | 2015/2016 | 1.63 |
| PICTOU | Town | 2016/2017 | 1.64 |
| PICTOU | Town | 2017/2018 | 1.64 |
| PICTOU | Town | 2018/2019 | 1.64 |
| PICTOU | Town | 2019/2020 | 1.64 |

Municipal Property Tax Rates

| |
|--------|
| 4.1557 |
| 3.93 |
| 4.17 |
| 4.17 |
| 4.15 |
| 4.13 |
| 3.99 |
| 3.85 |
| 3.85 |
| 4.4 |
| 4.4 |
| 4.4 |
| 4.39 |
| 4.39 |
| 4.33 |
| 4.33 |
| 4.34 |
| 4.34 |
| 4.34 |
| 4.34 |

Municipal Property Tax Rates

| | | | |
|-----------------|------|-----------|------|
| PICTOU | Town | 2020/2021 | 1.64 |
| PORT HAWKESBURY | Town | 2009/2010 | 1.8 |
| PORT HAWKESBURY | Town | 2010/2011 | 1.78 |
| PORT HAWKESBURY | Town | 2011/2012 | 1.62 |
| PORT HAWKESBURY | Town | 2012/2013 | 1.62 |
| PORT HAWKESBURY | Town | 2013/2014 | 1.78 |
| PORT HAWKESBURY | Town | 2014/2015 | 1.8 |
| PORT HAWKESBURY | Town | 2015/2016 | 1.8 |
| PORT HAWKESBURY | Town | 2016/2017 | 1.8 |
| PORT HAWKESBURY | Town | 2017/2018 | 1.8 |
| PORT HAWKESBURY | Town | 2018/2019 | 1.8 |
| PORT HAWKESBURY | Town | 2019/2020 | 1.58 |
| PORT HAWKESBURY | Town | 2020/2021 | 1.58 |
| SHELBURNE | Town | 2009/2010 | 2.04 |
| SHELBURNE | Town | 2010/2011 | 2.06 |
| SHELBURNE | Town | 2011/2012 | 2.06 |
| SHELBURNE | Town | 2012/2013 | 2.06 |
| SHELBURNE | Town | 2013/2014 | 2.04 |
| SHELBURNE | Town | 2014/2015 | 2.04 |
| SHELBURNE | Town | 2015/2016 | 2.04 |
| SHELBURNE | Town | 2016/2017 | 2.04 |

Municipal Property Tax Rates

| |
|------|
| 4.34 |
| 4.26 |
| 4.38 |
| 4.25 |
| 4.27 |
| 4.38 |
| 4.38 |
| 4.38 |
| 4.38 |
| 4.38 |
| 4.38 |
| 4.16 |
| 4.16 |
| 3.81 |
| 3.81 |
| 3.81 |
| 3.81 |
| 3.86 |
| 3.86 |
| 3.86 |
| 3.86 |

Municipal Property Tax Rates

| | | | |
|------------|------|-----------|------|
| SHELBURNE | Town | 2017/2018 | 2.04 |
| SHELBURNE | Town | 2018/2019 | 2.04 |
| SHELBURNE | Town | 2019/2020 | 2.06 |
| SHELBURNE | Town | 2020/2021 | 2.06 |
| SPRINGHILL | Town | 2009/2010 | 2.25 |
| SPRINGHILL | Town | 2010/2011 | 2.25 |
| SPRINGHILL | Town | 2011/2012 | 2.25 |
| SPRINGHILL | Town | 2012/2013 | 2.25 |
| SPRINGHILL | Town | 2013/2014 | 2.25 |
| SPRINGHILL | Town | 2014/2015 | 2.25 |
| STELLARTON | Town | 2009/2010 | 1.82 |
| STELLARTON | Town | 2010/2011 | 1.82 |
| STELLARTON | Town | 2011/2012 | 1.82 |
| STELLARTON | Town | 2012/2013 | 1.82 |
| STELLARTON | Town | 2013/2014 | 1.82 |
| STELLARTON | Town | 2014/2015 | 1.82 |
| STELLARTON | Town | 2015/2016 | 1.82 |
| STELLARTON | Town | 2016/2017 | 1.82 |
| STELLARTON | Town | 2017/2018 | 1.82 |
| STELLARTON | Town | 2018/2019 | 1.82 |
| STELLARTON | Town | 2019/2020 | 1.82 |

Municipal Property Tax Rates

| | |
|--|------|
| | 3.86 |
| | 3.86 |
| | 3.88 |
| | 3.88 |
| | 5.38 |
| | 5.53 |
| | 5.53 |
| | 5.53 |
| | 5.53 |
| | 5.53 |
| | 3.55 |
| | 4.15 |
| | 4.15 |
| | 4.15 |
| | 4.15 |
| | 4.15 |
| | 4.15 |
| | 4.15 |
| | 4.15 |
| | 4.15 |
| | 4.15 |

Municipal Property Tax Rates

| | | | |
|------------|------|-----------|-------|
| STELLARTON | Town | 2020/2021 | 1.82 |
| STEWIACKE | Town | 2009/2010 | 1.7 |
| STEWIACKE | Town | 2010/2011 | 1.7 |
| STEWIACKE | Town | 2011/2012 | 1.7 |
| STEWIACKE | Town | 2012/2013 | 1.7 |
| STEWIACKE | Town | 2013/2014 | 1.7 |
| STEWIACKE | Town | 2014/2015 | 1.7 |
| STEWIACKE | Town | 2015/2016 | 1.67 |
| STEWIACKE | Town | 2016/2017 | 1.67 |
| STEWIACKE | Town | 2017/2018 | 1.665 |
| STEWIACKE | Town | 2018/2019 | 1.665 |
| STEWIACKE | Town | 2019/2020 | 1.665 |
| STEWIACKE | Town | 2020/2021 | 1.665 |
| TRENTON | Town | 2009/2010 | 1.99 |
| TRENTON | Town | 2010/2011 | 1.99 |
| TRENTON | Town | 2011/2012 | 1.99 |
| TRENTON | Town | 2012/2013 | 1.99 |
| TRENTON | Town | 2013/2014 | 1.99 |
| TRENTON | Town | 2014/2015 | 1.99 |
| TRENTON | Town | 2015/2016 | 1.99 |
| TRENTON | Town | 2016/2017 | 1.99 |

Municipal Property Tax Rates

| |
|------|
| 4.15 |
| 3.24 |
| 3.41 |
| 3.41 |
| 3.41 |
| 3.41 |
| 3.41 |
| 3.46 |
| 3.46 |
| 3.46 |
| 3.46 |
| 3.46 |
| 5.49 |
| 5.49 |
| 5.49 |
| 5.49 |
| 5.49 |
| 5.44 |
| 5.44 |

Municipal Property Tax Rates

| | | | |
|-----------|------|-----------|------|
| TRENTON | Town | 2017/2018 | 1.99 |
| TRENTON | Town | 2018/2019 | 1.38 |
| TRENTON | Town | 2019/2020 | 1.62 |
| TRENTON | Town | 2020/2021 | 1.94 |
| TRURO | Town | 2009/2010 | 1.73 |
| TRURO | Town | 2010/2011 | 1.75 |
| TRURO | Town | 2011/2012 | 1.76 |
| TRURO | Town | 2012/2013 | 1.76 |
| TRURO | Town | 2013/2014 | 1.77 |
| TRURO | Town | 2014/2015 | 1.78 |
| TRURO | Town | 2015/2016 | 1.8 |
| TRURO | Town | 2016/2017 | 1.82 |
| TRURO | Town | 2017/2018 | 1.83 |
| TRURO | Town | 2018/2019 | 1.83 |
| TRURO | Town | 2019/2020 | 1.85 |
| TRURO | Town | 2020/2021 | 1.85 |
| WESTVILLE | Town | 2009/2010 | 2.13 |
| WESTVILLE | Town | 2010/2011 | 2.13 |
| WESTVILLE | Town | 2011/2012 | 2.13 |
| WESTVILLE | Town | 2012/2013 | 2.09 |
| WESTVILLE | Town | 2013/2014 | 2.08 |

Municipal Property Tax Rates

| |
|------|
| 5.44 |
| 3.98 |
| 4.1 |
| 4.1 |
| 4.11 |
| 4.44 |
| 4.44 |
| 4.44 |
| 4.45 |
| 4.46 |
| 4.47 |
| 4.48 |
| 4.48 |
| 4.5 |
| 4.5 |
| 4.5 |
| 3.75 |
| 3.75 |
| 3.8 |
| 3.8 |
| 3.69 |

Municipal Property Tax Rates

| | | | |
|-----------|------|-----------|------|
| WESTVILLE | Town | 2014/2015 | 2.08 |
| WESTVILLE | Town | 2015/2016 | 2.08 |
| WESTVILLE | Town | 2016/2017 | 2.08 |
| WESTVILLE | Town | 2017/2018 | 2.08 |
| WESTVILLE | Town | 2018/2019 | 2.08 |
| WESTVILLE | Town | 2019/2020 | 2.08 |
| WESTVILLE | Town | 2020/2021 | 2.08 |
| WINDSOR | Town | 2009/2010 | 1.9 |
| WINDSOR | Town | 2010/2011 | 1.96 |
| WINDSOR | Town | 2011/2012 | 1.96 |
| WINDSOR | Town | 2012/2013 | 1.96 |
| WINDSOR | Town | 2013/2014 | 1.96 |
| WINDSOR | Town | 2014/2015 | 1.9 |
| WINDSOR | Town | 2015/2016 | 1.9 |
| WINDSOR | Town | 2016/2017 | 1.9 |
| WINDSOR | Town | 2017/2018 | 1.9 |
| WINDSOR | Town | 2018/2019 | 1.88 |
| WINDSOR | Town | 2019/2020 | 1.88 |
| WOLFVILLE | Town | 2009/2010 | 1.4 |
| WOLFVILLE | Town | 2010/2011 | 1.43 |
| WOLFVILLE | Town | 2011/2012 | 1.43 |

Municipal Property Tax Rates

| |
|------|
| 3.69 |
| 3.69 |
| 3.69 |
| 3.69 |
| 3.69 |
| 3.69 |
| 3.9 |
| 4.08 |
| 4.08 |
| 4.08 |
| 4.08 |
| 3.99 |
| 3.99 |
| 3.99 |
| 3.95 |
| 3.95 |
| 3.49 |
| 3.57 |
| 3.55 |

Municipal Property Tax Rates

| | | | |
|-----------|------|-----------|-------|
| WOLFVILLE | Town | 2012/2013 | 1.43 |
| WOLFVILLE | Town | 2013/2014 | 1.43 |
| WOLFVILLE | Town | 2014/2015 | 1.43 |
| WOLFVILLE | Town | 2015/2016 | 1.43 |
| WOLFVILLE | Town | 2016/2017 | 1.44 |
| WOLFVILLE | Town | 2017/2018 | 1.45 |
| WOLFVILLE | Town | 2018/2019 | 1.46 |
| WOLFVILLE | Town | 2019/2020 | 1.465 |
| WOLFVILLE | Town | 2020/2021 | 1.475 |
| YARMOUTH | Town | 2009/2010 | 1.75 |
| YARMOUTH | Town | 2010/2011 | 1.75 |
| YARMOUTH | Town | 2011/2012 | 1.75 |
| YARMOUTH | Town | 2012/2013 | 1.75 |
| YARMOUTH | Town | 2013/2014 | 1.74 |
| YARMOUTH | Town | 2014/2015 | 1.74 |
| YARMOUTH | Town | 2015/2016 | 1.71 |
| YARMOUTH | Town | 2016/2017 | 1.67 |
| YARMOUTH | Town | 2017/2018 | 1.64 |
| YARMOUTH | Town | 2018/2019 | 1.66 |
| YARMOUTH | Town | 2019/2020 | 1.66 |
| YARMOUTH | Town | 2020/2021 | 1.66 |

Municipal Property Tax Rates

| | |
|--|-------|
| | 3.55 |
| | 3.55 |
| | 3.55 |
| | 3.55 |
| | 3.56 |
| | 3.56 |
| | 3.57 |
| | 3.575 |
| | 3.585 |
| | 4.21 |
| | 4.52 |
| | 4.52 |
| | 4.52 |
| | 4.51 |
| | 4.45 |
| | 4.39 |
| | 4.31 |
| | 4.26 |
| | 4.28 |
| | 4.28 |
| | 4.28 |

Municipal Property Tax Rates

Municipal Property Tax Rates